



Mike Flahive
Building Inspector
Mike.flahive@oskaloosaiowa.org
City of Oskaloosa, Iowa
Phone: 641.673.7472 Fax: 641.673.3733

SINGLE FAMILY DETACHED GARAGES & ACCESSORY STRUCTURES

Complete the attached drawing by filling in the blanks on the section drawing indication:

- The size of the rafters, joists, studs and plates
- The spacing (On-Center, O.C.) of the framing members (Rafters, Studs, etc.)
- The type, size and thickness of the exterior wall and roof sheathing
- Roof pitch

Indicate on the drawing:

- The type of siding or exterior wall finish
- The type of roof covering or shingles
- The type of heating (if any)

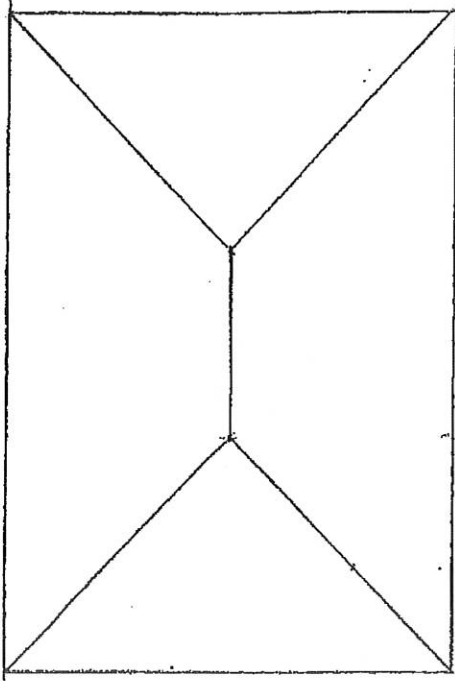
Using the correct roof plan indicate:

- The location, size and type of garage door
- The size, type and location of all windows and service doors
- The location of all switches, receptacles and lights
- The overall length and width of the garage

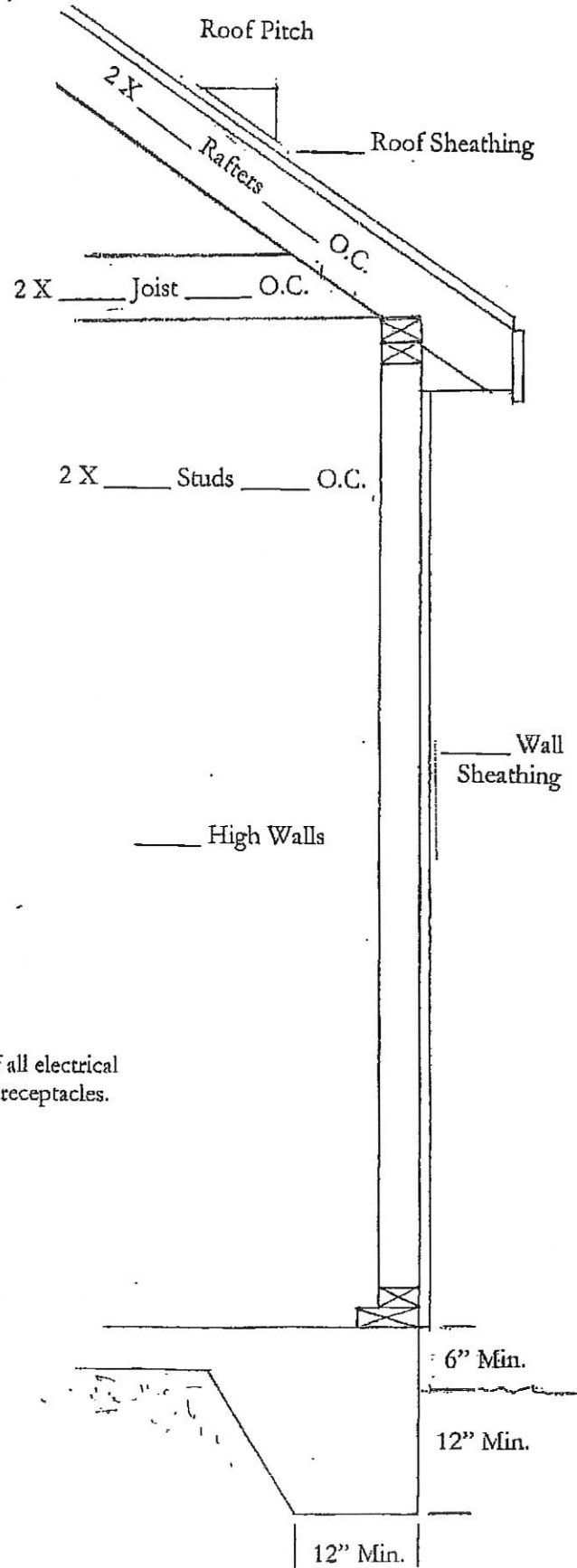
Submit the completed forms, along with a site plan showing the location of the garage on the lot and the distances from any other structure and property lines.



Hip Roof




Fill in the blanks.



Show the length and width (in feet) of the garage on the correct roof plan.

On the same roof plan show the location the overhead door, service door and windows. List the size of the overhead door header.

Show the location of all electrical lights, switches and receptacles.



Gable Roof